

Frese Stem Heater

Application

Frese stem heaters are used on Frese OPTIMA Compact valves DN10-DN200.

The stem heaters prevent ice building on the stem of the valve when ambient or media subzero temperatures occur in the system.

Benefits

- Prevention of ice building around the stem of the valve.
- Quick and easy mounting.
- Stem heater 58-8956 is applicable for all OPTIMA Compact valve and actuator combinations DN10-DN32
- Stem heater 58-8951 is applicable for OPTIMA Compact valves DN40-DN200 with actuators type 01, 02, 03, 04, 05, 06 and 07.



Features

- Heaters to prevent ice building on the stem of the valve.
- DN10-DN32: Directly mounted on the valve neck before installing the actuator,
- DN40-DN200: Mounting bracket fitted to the stem brace of the actuator by means of nuts. Installation with the bracket below the heater for stem freezing protection.

Technical data

See electrical specifications in table below

Product programme

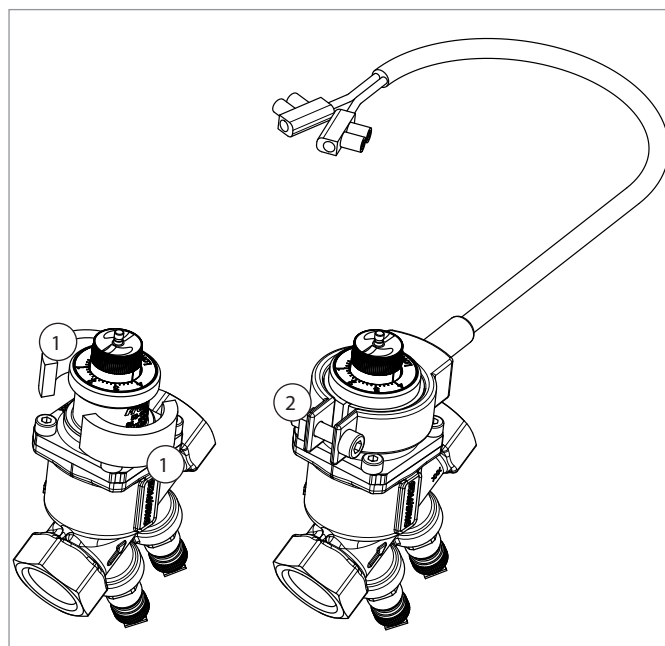
	Frese no.	Product	Type	Suitable for valves	Suitable for actuators
	58-8956	Stem Heater	24 V AC/DC, 10 W	DN10-DN32	All variants DN10- DN32
	58-8951	Stem Heater	24 V AC/DC, 50 W	DN40-DN200	Type-01 to Type-07



Frese Stem Heater

Mounting DN10-DN32 stem heater

- Place the two half arc spacers (1) around the valve neck.
- Mount the stem heater (2) over the half arc spacers and tightend it securely.
- Now the actuator can be mounted on the valve.



Mounting DN40-DN200 stem heater

- Actuators type 01, 02, 03, 04, 05, 06 and 07
- Remove the stem brace nuts.
- Position the heater over the brace bar.
- Re-mount the brace bar nuts tightening the stem heater to the actuator and securing on to the valve.

