

Frese LOOP

Application

Frese LOOP is used to control a bypass temperature in a loop, or to limit a maximum return temperature in a circuit.

The valve automatically controls the temperature of the water that circulates through it. The valve is adjusted on a scale to a desired temperature in a range between 37 °C and 65 °C.



Advantages

- Frese LOOP is constructed in DZR brass to offer long lifetime in closed heating applications
- The thermostatic element is out of contact with the circulating water
- Each valve is calibrated individually
- The thermostatic element can be disassembled without closing the water

Functions

- The setting of the valves is stepless between 37 °C and 65 °C with an accuracy of +/- 2 °C
- Available in DN15 Male/Male

Frese LOOP

Thermal control

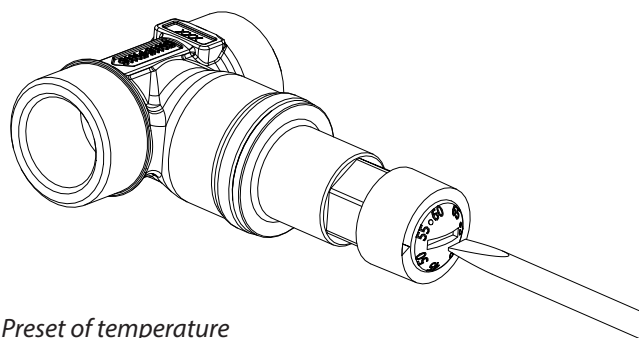
Frese LOOP controls the bypass temperature in a loop to secure hot water is available when a demand occurs. Furthermore it can ensure a maximum return temperature in a heating application.

Example

If the valve is set to a temperature of 40°C, and the temperature of the circulating water is under 40°C, the valve opens. If the temperature is over 40°C, the valve closes.

Setting the valve

Temperature setting between 37°C and 65°C is easily set by a screwdriver as shown here.

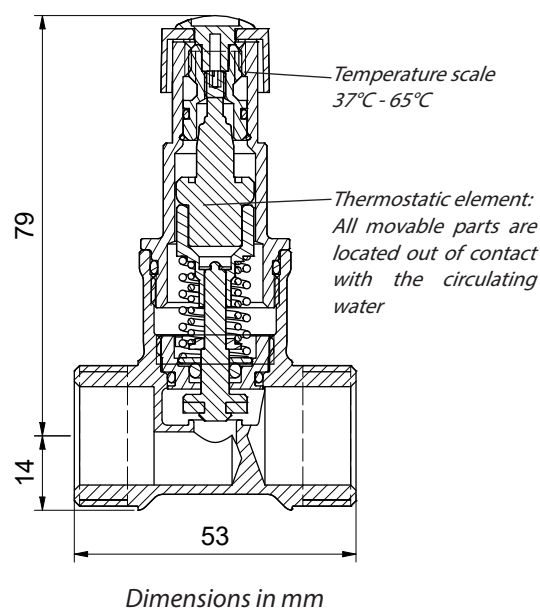


Preset of temperature

Technical data

Materials:

Valve body:	DZR Brass
O-rings:	EPDM
Springs:	Stainless steel AISI 304
Thermostatic element:	Wax
Plastic parts:	POM
Temperature range:	37 °C - 65 °C
Factory preset temperature:	40°C
Accuracy:	+/- 2 °C < 250 kPa ΔP
P-band:	10 °C (Xp = 10K)
Max. Kv-value:	1.10 (m³/h)
Max. ΔP:	250 kPa
Pressure range:	PN16
Connections:	G 3/4




Dimensions in mm

The pipe system shall be properly ventilated to avoid risk of air pockets.
Glycolic mixtures up to 50% are applicable (both ethylene and propylene).
Recommendation: Water treatment to VDI 2035.

Product programme

Dimension	Frese no.	Weight [kg]
DN15 Male/Male (20 Pcs/box)	47-2849	0.32

Accessories

	Dimension	Frese no.
	Couplings DN15 incl. gasket. Set with 2 pcs.	43-2330

Frese A/S assumes no responsibility for errors, if any, in catalogues, brochures, and other printed matter. All stated data are subject to tolerances. Frese A/S reserves the right to modify its products without prior notice, including already ordered products, if this does not alter existing specifications. All registered trademarks in this material are the property of Frese A/S. All rights reserved.

Frese A/S
Tel: +45 58 56 00 00
info@frese.dk